



Intro to Manager Guide

March 22, 2021



Peggy Severt
flywithembird.net



Intro to Manager Guide

I am using Windows 10 and Embird 2021 in the tutorials. The main functions work the same in Embird 2016 and newer. There have been a few menu changes and a few features added, but they should not have a negative impact on the learning to use your version of Manager. If you are using Embird 2015 or older, you may be more interested in my Manager 101 tutorial.

Intro to Manager Showcase

All videos in series on one page. [Intro to Manager Showcase](#)

Individual Videos

Introduction

1. Introduction to Manager
<https://vimeo.com/flywithembird/intromanager>
Introduction to Peggy and the series. Quick and basic tour of the Manager screen.
2. Customizing Manager
<https://vimeo.com/flywithembird/customizemanager>
Changing visible attributes of available panels; making right panel text larger.
How to Add Start Menu and Desktop Shortcuts
[Windows 10 for Dummies](#)
[How to Geeks](#)
3. Setting Up Manager
<https://vimeo.com/flywithembird/setupmanager>
How to navigate folders using Right Panel; setting Filters; changing inches to millimeters; showing date next to files.

Basics

4. Why Does It
<https://vimeo.com/flywithembird/whydoesit>
How to show/hide a few of the things that show up in Manager. Main Hint, Hints, Commands, Back-up Password, 1:1 sizing, and how to calibrate your display to view true size.
5. Driving Manager
<https://vimeo.com/flywithembird/drivingmanager>
Accessing your design storage drives. Floppies, USB sticks, CD drives, network drives, and an intro to cloud drives. [Installing Google Drive](#)
6. The Cloud
<https://vimeo.com/flywithembird/thecloud>
Accessing cloud drives in Embird. Introduction to Embird File Commander
<https://www.embird.net/sw/embird/tutorial/cloud/cloud.htm> Accessing Azure and Amazon S3
7. Embird File Commander
<https://vimeo.com/flywithembird/efc>
A comprehensive guide for using this "hidden" part of Manager for browsing and manipulating design files.

The Embird Manager tutorial series takes up where this one leaves off. You can purchase just the sessions you are interested in at flywithembird.net

Timelines

#1 Intro to Manager

● 1	02:35	Embird Plug ins
● 2	03:07	Right Panel
● 3	03:42	Drives Folders ...
● 4	04:41	Drives Folders Files
● 5	05:40	Text not Thumbnails
● 6	06:33	Middle Panel
● 7	07:10	Process Panel
● 8	07:59	Top Toolbars
● 9	08:39	Trial Mode
● 10	09:10	Closing
+ New		

#2 Customizing Manager

● 1	00:18	Intro to Manager
● 2	01:30	Hide Main Toolbar
● 3	02:00	Left Panel
● 4	02:39	Hide Right Panel
● 5	03:25	Hide Process Panel
● 6	04:03	Peggy's Setup
● 7	04:43	Summary Info Panel
● 8	05:36	Large Text
● 9	06:34	Large Controls
● 10	08:00	Normal Controls
● 11	08:47	Summary
● 12	09:37	Closing

#3 Setting Up Manager

● 1	00:51	Date
● 2	01:23	Embird Designs
● 3	02:14	Quick Button
● 4	02:45	Documents Des...
● 5	05:03	Path to Program Files
● 6	06:30	Visible Panels
● 7	06:55	Millimeters
● 8	08:23	Filters
● 9	09:05	Closing

#4 Why Does It?

● 1	00:51	Main Hint
● 2	01:41	Hints
● 3	02:56	Commands
● 4	03:48	Options/Show
● 5	04:19	Back-up Passwords
● 6	05:35	Clear Middle Panel
● 7	06:56	True Size
● 8	08:23	Display Calibrat...
● 9	09:47	Closing

#5 Driving Manager

• 1	00:59	Attached Drives
• 2	02:46	Network Drives
• 3	03:56	Mapping Drive
• 4	04:05	Chapter Title
• 5	06:20	Name/IP Address
• 6	07:27	Cloud Drive Intro
• 7	08:13	Closing

#6 The Cloud

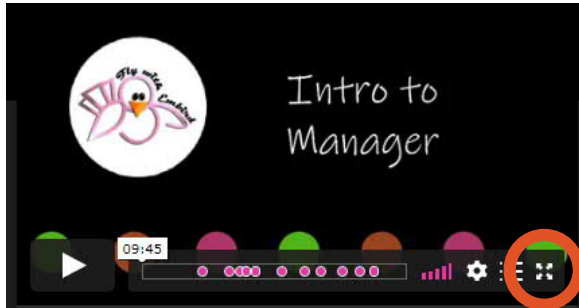
• 1	00:00	Chapter Title
• 2	00:21	Intro to Cloud
• 3	02:05	Right Panel 1
• 4	02:53	Right Panel 2
• 5	06:58	Menu - Cloud
• 6	07:34	File Commander
• 7	10:07	Cloud Explorer
• 8	11:26	Save to Cloud
• 9	12:08	Ending

#7 Embird File Commander

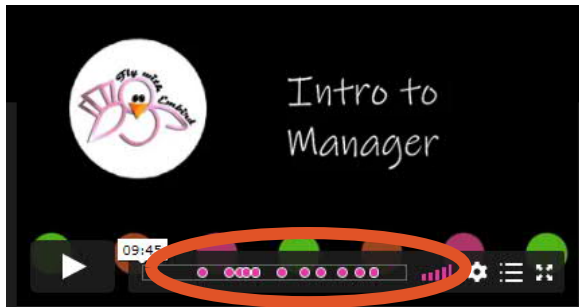
• 1	00:21	Intro to Cloud
• 2	02:05	Right Panel 1
• 3	02:53	Right Panel 2
• 4	06:58	Menu - Cloud
• 5	07:34	File Commander
• 6	10:07	Cloud Explorer
• 7	11:24	Ending

How to View the Videos in the Showcase

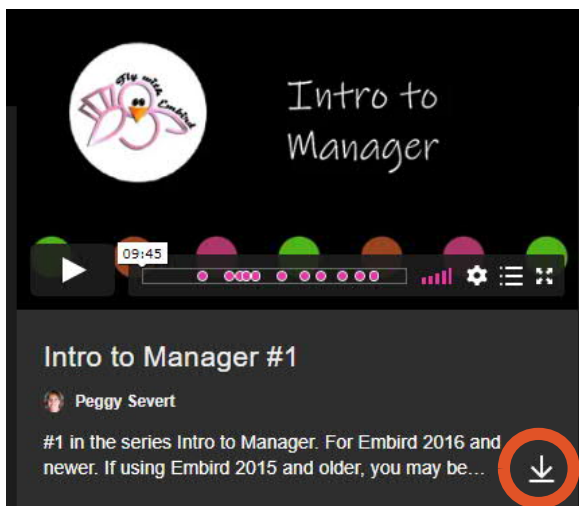
There is a thumbnail image of each video available in the series. You could watch them in thumbnail size, but I think you'll get more out of them if you view in full screen.



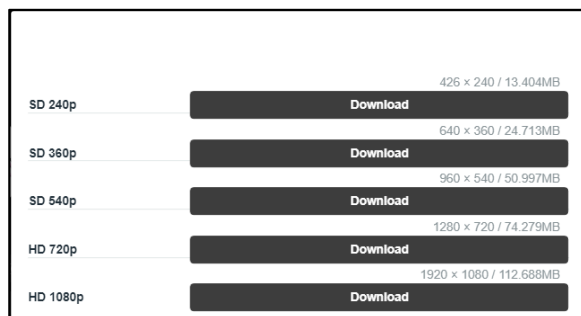
Click the 4 arrows in the lower right corner of each thumbnail to view full screen. To turn off full screen, tap the ESC key on your keyboard



The pink dots on the timeline take you to the chapters that are outlined in the Guide. Click one to go right there.



Click the arrow to download the video.



Download in your choice of 5 sizes, depending on your device screen resolution and your monthly bandwidth allotment. Size and resolution are clearly marked on each choice.

Internet Help Groups with Peggy

For all kinds of Embird help

<https://groups.io/g/Embird101>

<https://groups.io/g/AbsolutelyEmbird>

Discussion groups for my tutorial, classes and seminars

<https://groups.io/g/flywithembird-me>

<https://www.facebook.com/groups/flywithembird/>

Testimonials

<https://flywithembird.blogspot.com/>

Contact Me

peggy@flywithembird.net

Manager 101 for Embird 2015 and previous. <https://vimeo.com/flywithembird/manager101>

I am an independent instructor. I am not paid by the Embird company to answer questions on my groups or to create these tutorials. Your purchases not only enable me to continue offering new tutorials, but also give free Embird help to anyone who requests it.

Visit my website to see my other Embird tutorials
including Embird Manager
www.flywithembird.net